WELCOME

HOME
WORK

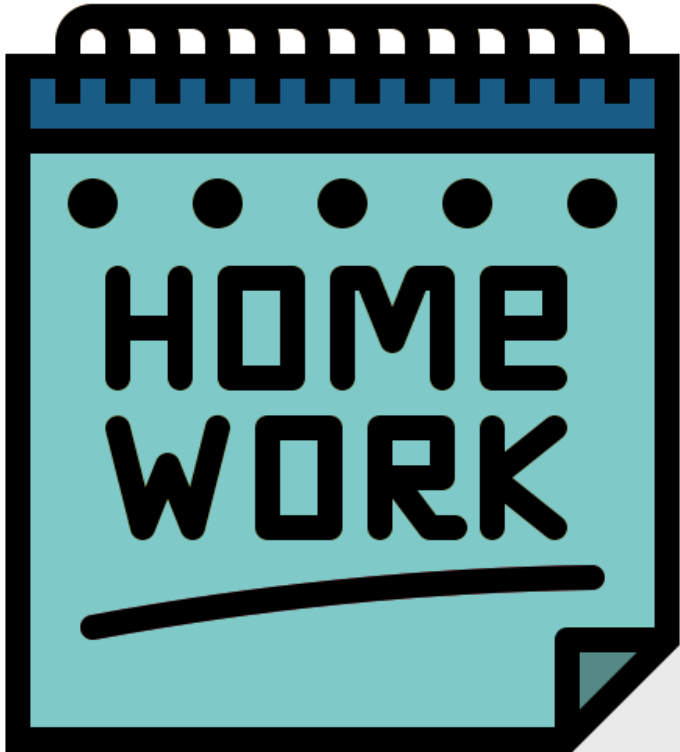
HOME
WORK

# Why do homework?

Extensive research has given us evidence that **if a pupil revisits content/learning from class**, then the pupil is much more likely to retain the knowledge that is needed to **succeed in school**.

**Pupils do this for GCSE!**

# Homework Expectations

1) 20mins per subject a week/fortnight

- Maths, English, Science & MFL set homework **each week**.
- All other subjects set homework each **fortnight**.

7 or 14 days always given.

# Homework Schedules

| Year 7 | Monday | Tuesday | Wednesday | Thursday | Friday |
|---|---|---|---|---|---|
| Week A | English | | | Maths | |
| | Science | | | French | |
| | S&E + History + Music + Art + Computing | | | | |
| Week B | English | | | Maths | |
| | Science | | | French | |
| | PE + Geography + Design Technology + Drama | | | | |

| Year 8 | Monday | Tuesday | Wednesday | Thursday | Friday |
|---|---|---|---|---|---|
| Week A | Maths | | | English | |
| | MFL | | | Science | |
| | S&E + History + Music + Art + Computing | | | | |
| Week B | Maths | | | English | |
| | MFL | | | Science | |
| | PE + Geography + Design Technology + Drama | | | | |

| Year 9 | Monday | Tuesday | Wednesday | Thursday | Friday |
|---|---|---|---|---|---|
| Week A | English | | | MFL | |
| | | | Maths | | |
| | S&E + History + Music + Art + Computing | | | | |
| Week B | English | | | MFL | |
| | | | Maths | | |
| | PE + Geography + Design Technology + Drama | | | | |

Year 9 Science homework is GCSE style homework because pupils have started their GCSE course. Year 9 Science homework will be set according to the KS4 Homework principles.

# Homework Expectations

Pupils always write their homework in their planner, with the subject, task and due date included.

Please look in their planner to see what homework the pupil has, and support them to get it done.

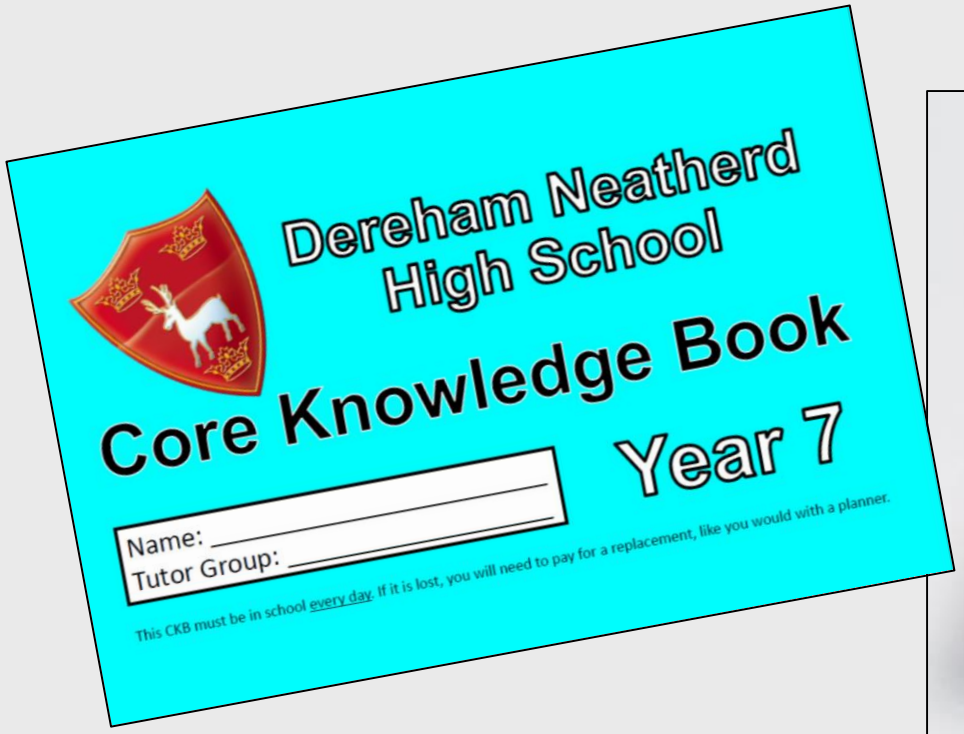
Dereham Neatherd
High School
Core Knowledge Book
Year 7
Name:
Tutor Group:
This CKB must be in school every day. If it is lost, you will need to pay for a replacement, like you would with a planner.

# What will homework look like?

## How best to do homework at Neatherd

**MYTHS BUSTED**

Three techniques that research has proven do not work;

- Just **highlighting information**
- **Copying** information out
- Simply **reading information**

Avoid doing these in isolation, they are not the most effective way to do homework.

**MYTHS BUSTED**

### Evidence shows Active Recall works best! Top three methods...

#### Time Lines

**Great for:** Subjects where dates, chronological order or process order are important.
**How:** Draw a line and add the important dates/stages in one colour. Then add what happened, where, who etc in another colour.
**When:** Revisit the finished timeline often, ask people to question you, see if you can recall the dates/stages in order then add the facts. Eventually you will be able to recall all of what happened when.

#### Mind Maps

**Great for:** Recalling huge amounts of information, linking new knowledge to old.
**How:** Choose a word/topic, around that word add everything you recall about it or is linked to it. Keep going until you have exhausted your recall knowledge of that topic. Then in another colour (very important) add everything extra from your text/exercise books etc.
**Top Tip:** Best mind maps are those that use a mixture of recall and colour coded new knowledge.

#### Read, Cover... Write, Check!

**Great for:** All subjects where knowledge of different topics/words is needed!
**How:** Read a section of the information/knowledge you need to learn. Cover up the information you were reading. Write out the information you had read, as much as you can. Check your work, and made additions/corrections in a different coloured pen.
**Top Tip:** After you have read the information, get someone else to ask you questions from that information.

**TOP TIPS!**

**Top Tip #1**
Find a **quiet place**, away from distractions. Put your phone to one side, turn music off. Be organised, keep all your school books in one place.

**Top Tip #2**
Working for 20min chunks at a time is vital for you to retain information. **Hours of sustained study does not work and will not allow you to retain everything.**

# What will homework look like?

Homework will be different in different subjects….but..

## Going forward…

- 1 – Homework tasks in all years will need to be **pre-planned**, often printed as a booklet/as part of a unit booklet in advance and focussing on **active recall**. *This will give consistency across the department/departments, with high-quality, active tasks planned.* Subject Homework tasks/styles will be on the school website.
- 2 – All teachers must **feedback** on completed homework, this is likely to be whole class feedback. *Not only will this improve pupil learning, it will also add value to the homework.*

**Neatherd** High School
*Traditional – Inclusive – Supportive*

# Rewards (not consequences)

Aim is to get rewards every time!

Teachers should put on 5 House Points for each homework done.

**Hard work pays off.**

# Revision (Homework)

- 6 weeks – 8 weeks BEFORE the start of the Assessments…
  - Assembly
  - Form time activities

  will be delivered to pupils focussing on revision.
- Jan – KS3 Assessments #1
- June – KS3 Assessments #2

# Revision

- Effective revision strategies will be taught and then practiced in assemblies/form time.

## Revision @ Neatherd

**MYTHS BUSTED**

Three revision techniques that research has proven do not work;

- Just **highlighting information**
- **Copying** information out
- Simply **reading information**

} **Avoid doing these in isolation, they are not the most effective**

### Evidence show Active Recall works best!

**Flash Cards**

**Great for:** Key words, quotes and specific facts
**How:** 1. On the front of the card, write a key term or question. 2. On the back of the card, answer that question or define the term. 3. Try to answer the front of the card before checking the back. Use different colour cards for topics/subjects.
**Top Tip:** Sort and remove the ones you know, keep doing them until you know them all. When you're done go back and check your recall on the whole pile.

**Time Lines**

**Great for:** Subjects where dates, chronological order or process order are important.
**How:** Draw a line and add the important dates/stages in one colour. Then add what happened, where, who etc in another colour.
**When:** Revisit the finished timeline often, ask people to question you, see if you can recall the dates/stages in order then add the facts. Eventually you will be able to recall all of what happened when.

**Mind Maps**

**Great for:** Recalling huge amounts of information, linking new knowledge to old.
**How:** Choose a word/topic, around that word add everything you recall about it or is linked to it. Keep going until you have exhausted your recall knowledge of that topic. Then in another colour (very important) add everything extra from your text/exercise books etc.
**Top Tip:** Best mind maps are those that use a mixture of recall and colour coded new knowledge.

**Read Cover Write Check**

**Great for:** All subjects where knowledge of different topics/words is needed!
**How:** Read a section of the information/knowledge you need to learn. Cover up the information you were reading. Write out the information you had read, as much as you can. Check your work, and made additions/corrections in a different coloured pen.
**Top:** After you have read the information, get someone else to ask you questions from that information

### TOP TIPS!

**Top Tip #1**
Find a **quiet place**, away from distractions. Put your phone to one side. Keep your school books in one place information in the long-term memory!

**Top Tip #2**
Revising for 20-30mins chunks of time is vital for you to retain information. **Hours of sustained study does not work and will not allow you to retain everything you are trying to learn.** Take a break for 5-10mins every half hour, walk away from your desk, get some fresh air and drink.

**Top Tip #3**
Be smart, make the most of the time you revise, **use the revision techniques we know to work best** and do not use the strategies that we know do not work as well as those green ticks above!

QUESTIONS

HOME
WORK

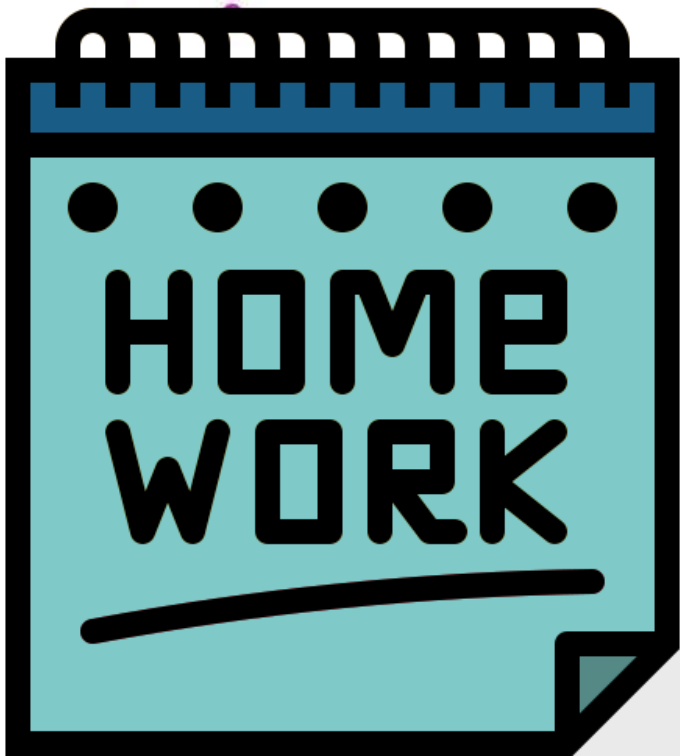
HOME
WORK